



District Report Card: 2017


State: Rajasthan	District: Karauli
Class: 8	Subject: Science
Schools: 51	Students: 1360


Participation/Coverage


Students

<div>GENDER</div> <div></div>	Boys				Girls			
	Number		%		Number		%	
	614		45.15		746		54.85	

<div>AREA</div> <div></div>	Rural				Urban			
	Number		%		Number		%	
	1299		95.51		61		4.49	

<div>CATEGORY</div> <div></div>	SC		ST		OBC		GEN	
	Number	%	Number	%	Number	%	Number	%
	485	35.66	249	18.31	530	38.97	96	7.06

<div>CWSN</div> <div></div>	LD	VI	HI	S&LD	ID	Oth
	4	0	3	1	3	38

<div>Management</div> <div></div>	Government				Government-aided			
	Number		%		Number		%	
	1360		100.00		0		0.00	

Average Performance of Students in Science (%)

Overall	Gender		Area		Management		Social Group			
	Male	Female	Rural	Urban	Govt.	Aided	SC	ST	OBC	GEN
62.13	64.44	60.23	62.41	56.17	62.13	0.00	60.19	63.72	63.46	60.49

Performance on Learning Outcomes (LOs)

Learning Outcomes	Description	Average Performance(%)
SCI703	Classifies materials and organisms based on properties/characteristics	58.67
SCI704	Conducts simple investigation to seek answers to queries	32.07
SCI705	Relates processes and phenomenon with causes	58.04
SCI708	Measures and calculates e.g., temperature; pulse rate; speed of moving objects; time period of a simple pendulum, etc.	81.47
SCI710	Plots and interprets graphs	64.05
SCI711	Constructs models using materials from surroundings and explains their working	60.55
SCI801	Differentiates materials, organism and processes	68.22
SCI804	Relates processes and phenomenon with causes	66.96
SCI805	Explains processes and phenomenon	53.27
SCI807	Measures angles of incidence and reflection, etc.	69.49
SCI811	Applies learning of scientific concepts in day-to-day life	66.35
SCI813	Makes efforts to protect environment	79.63

Range of Performance of Students who Answered Correctly							
Below 30%		30% - 50%		50% - 75%		Above 75%	
Number	%	Number	%	Number	%	Number	%
149	10.96	228	16.76	543	39.93	440	32.35

Lowest Performing Learning Outcomes (LOs)

- 1 - Conducts simple investigation to seek answers to queries (32.07)
- 2 - Explains processes and phenomenon (53.27)
- 3 - Relates processes and phenomenon with causes (58.04)
- 4 - Classifies materials and organisms based on properties/characteristics (58.67)
- 5 - Constructs models using materials from surroundings and explains their working (60.55)